

Surface Mount Fuse, 3.2 x 1.6 mm, Super-Quick-Acting FF, 32 VAC, 63 VDC



UL 248-14 · 32 VAC · 63 VDC · Super-Quick-Acting FF

**Description**

- UL characteristic
- Low melting I²t-values, fast interruption

Standards

- UL 248-14
- CSA C22.2 no. 248.14

Approvals

- UL File Number: E41599

Applications

- Secondary Protection DC and AC
- Circuits without inrush
- Semiconductor Protection

References

[General Product Information](#)
[Time-Current Curves see last page](#)
[Packaging Details](#)


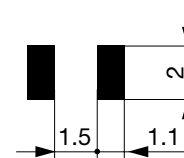
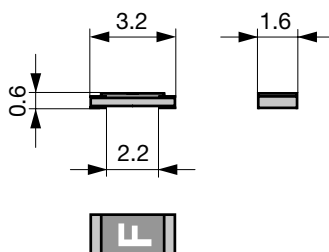
Weblinks

[Approvals](#), [RoHS](#), [CHINA-RoHS](#), [e-Store](#), [SCHURTER-Stock-Check](#),
[Distributor-Stock-Check](#)

Technical Data

Rated Voltage	32 VAC, 63 VDC
Rated Current	0.375 - 4 A
Breaking Capacity	50 A
Characteristic	Super-Quick-Acting FF
Mounting	PCB, SMT
Admissible Ambient Air Temp.	-55 °C to 90 °C
Climatic Category	55/090/21 acc. to IEC 60068-1
Material: Housing	Epoxyd Glass, UL 94V-0
Material: Terminals	Tin-Plated Copper
Unit Weight	0.006 g
Storage Conditions	0 °C to 60 °C, max. 70% r.h.
Product Marking	Letter (see variants)

Soldering Methods	Reflow
Solderability	245 °C / 3 sec acc. to IEC 60068-2-58, Test Td
Resistance to Soldering Heat	260 +0/-5 °C / 30 sec acc. to IPC/JEDEC J-STD-020D, Level 1
Moisture Resistance Test	MIL-STD-202, Method 106E (50 cycles in a temp./mister chamber)
Terminal Strength	MIL-STD-202, Method 211A (Deflection of board 1 mm for 1 minute)
Case Resistance	acc. to EIA/IS-722, Test 4.7 >100 MΩ (between leads and body)
Resistance to Solvents	MIL-STD-202, Method 215A
Flammability	min. UL 94V-1 (acc. to EIA/IS-722, Test 4.12)

DimensionsLength  3.2 mm


Solder pads

Pre-Arcing TimeRated Current I_n 1.0 x I_n min. 2.0 x I_n max.

0.375 A - 5 A	4 h	60 s
---------------	-----	------

Variants

[Distributor-Stock-Check](#) | [SCHURTER-Stock-Check](#) | [e-Store](#)

Rated Current [A]	Rated Voltage [VAC]	Rated Voltage [VDC]	Marking	Breaking Capacity	Voltage Drop 1.0 In typ. [mV]	Cold Resistance typ. [mΩ]	Melting I ² t 8.0 In typ. [A ² s]		Order Number
0.375	32	63	E	1)	125	315	0.01		3413.0112.xx
0.5	32	63	F	1)	100	190	0.02	● ●	3413.0113.xx
0.75	32	63	G	1)	100	120	0.05	● ●	3413.0114.xx
1	32	63	H	1)	100	84	0.07	● ●	3413.0115.xx
1.25	32	63	J	1)	100	48	0.12	● ●	3413.0116.xx
1.5	32	63	K	1)	100	41.5	0.24	● ●	3413.0117.xx
2	32	63	N	1)	85	33	0.13	● ●	3413.0119.xx
2.5	32	63	O	1)	85	20.5	0.35	● ●	3413.0120.xx
3	32	63	P	1)	85	17	0.8	● ●	3413.0121.xx
4	32	63	S	1)	80	14	0.3	● ●	3413.0123.xx

1) 50 A @ 32 VAC , p.f. ≥ 0.95 / 50 A @ 63 VDC

Packaging Unit

- .xx = .22 Blister Tape 18 cm Reel (1000 pcs.)
- .xx = .24 Blister Tape 18 cm Reel (5000 pcs.)
- .xx = .26 Blister Tape 33 cm Reel (15000 pcs.)

Time-Current Curves

